
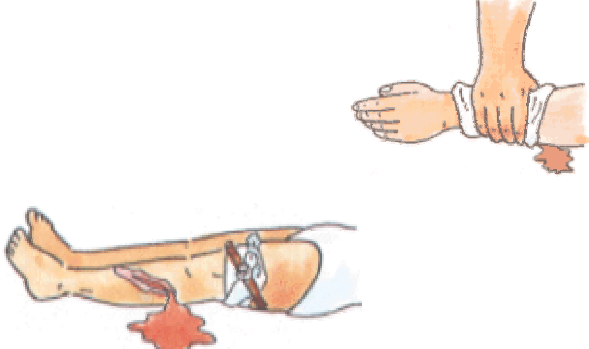


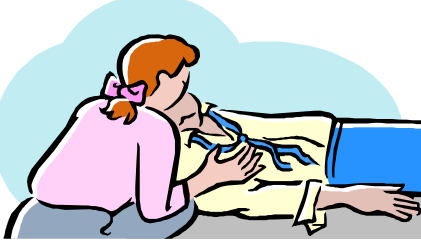



Please take note! First aid No.1

When you saw someone on the ground, what would you do!?

☆Six observation points and first aid:

<p>(1) Confirm the safety of the place where the person lies. If it is not safe, move him/her to a secure place.</p> 	<p>(2) If the person has serious bleeding, try to stop it at once.</p> 
<p>(3) Confirm if the person is conscious or not. If not, ask others around you for help and call an ambulance.</p> 	<p>(4) If the person is not conscious, secure the airway for breathing.</p> 
<p>(5) If the person is not breathing, give artificial respiration immediately.</p> 	<p>(6) If there are no physical reactions such as breathing, coughing, or moving after giving the artificial respiration, start heart massage.</p> 

【Note】

Should there be anything stuck in the mouth, take it out, and wipe out the blood and saliva.

If there is no reaction to your call, do not raise or shake the body unnecessarily.

When you secure the airway, do not bend the neck backwards forcibly.

Please take seminars to learn the correct ways of giving first aid.

(Fire stations and other institutions in your community hold training seminars regularly for the local citizens to learn the way of first aid and life saving. Please contact the fire station in your neighborhood.)